

# Pekin Police Department



## 2010 Year End Report

**PEKIN POLICE DEPARTMENT ANNUAL REPORT  
2010**

**Table of Contents**

<b>Mission Statement</b>	
<b>Chief's Letter</b>	
<b>Offenses and Service Data</b>	
<b>UCR Index</b>	
<b>Offenses Reported to Police</b>	
<b>Criminal Arrests</b>	
<b>Juvenile Unit</b>	
<b>Special Services (Criminal Investigations)</b>	
<b>Traffic Arrests</b>	
<b>Accidents Reported to Police</b>	
<b>Warning Tickets</b>	
<b>Parking Enforcement</b>	
<b>Income (Fines &amp; Other)</b>	
<b>K-9 Unit</b>	
<b>Crime Prevention</b>	
<b>Police Training</b>	
<b>Explorers</b>	
<b>Citizens on Patrol (C.O.P.)</b>	
<b>Organizational Chart</b>	



## **MISSION STATEMENT**



The mission of the Pekin Police Department, a committed, service-oriented agency, is to protect life, human rights and property through an effective, proactive Partnership with the community.

## **BELIEF STATEMENTS**

**W**e believe the department should strive to be progressive, receptive and innovative in the performance of our duties.

**W**e believe an open exchange of information and ideas benefits both the department and the community.

**W**e believe that the life, human rights and property of all citizens must be protected.

**W**e believe that a proactive partnership with the community is essential in providing a safe environment for all citizens.

**W**e believe that all people must be treated fairly, impartially, and with respect and dignity.

**W**e believe that the department must effectively and efficiently use its manpower and resources.

**W**e believe that each officer must be committed to the community and the City of Pekin must be committed to its officers.

**W**e believe the City of Pekin and each member of the department must support the mission to be accomplished.

**W**e believe that officers must strive to earn the public's trust by the manner in which they conduct themselves.

**W**e believe officers must be fully trained and equipped on an on going basis to best serve the community.



*CITY OF PEKIN*  
POLICE DEPARTMENT



City Manager Wuellner,  
Mayor Barra,  
City Council Members,  
Fellow Citizens,

Please find attached the 2010 Annual Report for the Pekin Police Department. The Annual Report provides a wealth of information on the activities, outcomes and priorities of the Police Department.

While last year's report highlighted on *change*, it turns out that 2009 was only the first year of a one-two punch of change. 2010 ended with a number of retirements of key positions both inside the Police Department and outside of it. 2010 saw the retirements of Chief Ted Miller, Deputy Chief John Ghidina and Lieutenant Tim Gleason. Outside the Police Department, other city department heads retired, as did the City Manager. The retirements in 2010 even extended as far as our K9, Aslan. I am pleased to report that despite massive change, the Police Department not only continued on, but continued to improve.

As our community continued to struggle through an economic recession, reported crime fell by 10.5% and calls for service fell by 4%. Traffic crashes remained flat, but injury accidents fell by 22%.

Your police department remains committed to our mission, which is to protect life, human rights and property through an effective, proactive partnership with the community. More than ever we need the support and involvement of the community, and more than ever we will work to engage them.

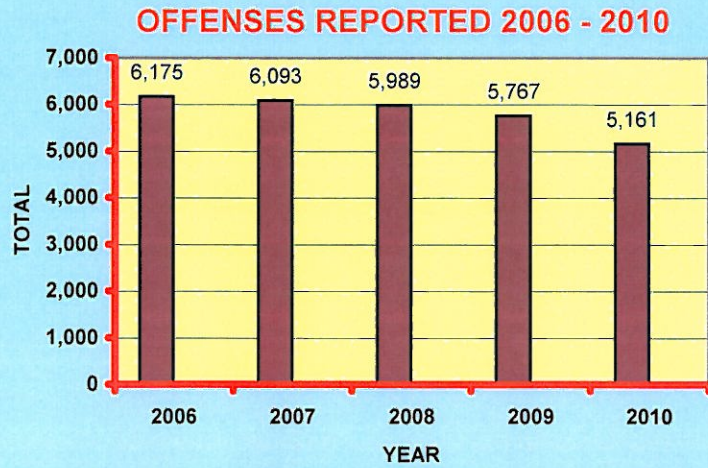
Respectfully,

Greg Nelson  
Chief of Police

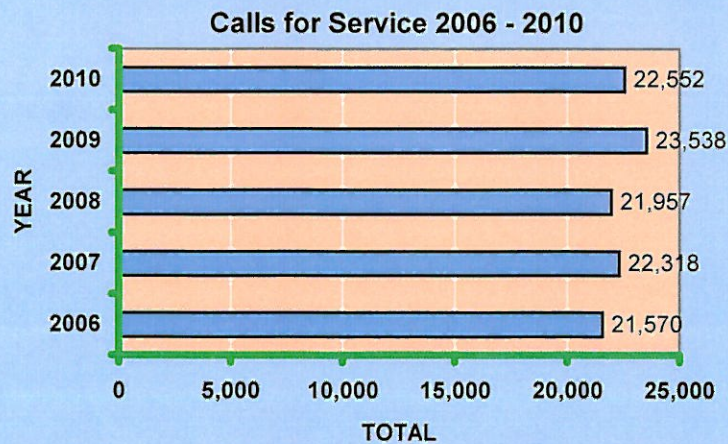
Offenses/Service Data

2010

Offenses Reported 2006 - 2010				
2006	2007	2008	2009	2010
6,175	6,093	5,989	5,767	5,161



Calls for Service 2006-2010				
2006	2007	2008	2009	2010
21,570	22,318	21,957	23,538	22,552



**CRIME INDEX OFFENSES/CRIME RATES 2004 - 2010**  
**(UNIFORM CRIME REPORTING INDEX)**

Year	Population	Rate Per 100,000	Total Crime Index	Murder	Criminal Sexual Assault	Robbery	Agg. Assault/ Battery	Burglary	Theft	Motor Vehicle Theft	Arson
2010	34,094		963	3	15	6	92	170	634	39	4
2009	33,421	3,378.1	1,129	0	30	10	120	209	710	51	3
2008	33,399	3,287.5	1,098	0	22	7	99	165	755	47	6
2007	33,362	3,366.1	1,123	1	32	14	98	157	726	86	9
2006	33,326	3,207.7	1,069	1	12	11	102	192	704	42	5
2005	33,282	3,308.1	1,101	0	21	7	127	176	697	57	16
2004	33,188	3,401.8	1,129	0	39	13	137	177	717	38	8

Percentage Change Increase/Decrease Between 2010/2009

<b>% Chg.</b>	0.07%	2.8%	2.8%	0.0%	50.0%	42.9%	21.2%	26.7%	-6.0%	8.5%	75.0%
---------------	-------	------	------	------	-------	-------	-------	-------	-------	------	-------

Offenses/Calls for Service

2010



Offenses for 2006 - 2010						
	2006	2007	2008	2009	2010	TOTAL
Abandoned Vehicle Private Property	1	1	1	2	2	7
Abandoned Vehicle Public Property	2	1	0	1	6	10
Abuse/Neglect of Long Term Care Patient	0	1	0	0	0	1
Accident Personal/Property	2	3	3	6	0	14
Aggravated Arson	0	2	1	0	0	3
Aggravated Assault	38	29	21	38	34	160
Aggravated Assault Firefighter	0	1	0	0	0	1
Aggravated Assault on Police	3	7	3	4	2	19
Aggravated Assault School Personnel	1	0	3	3	2	9
Aggravated Battery	45	44	58	45	45	237
Aggravated Battery of a Child	1	1	1	0	0	3
Aggravated Battery On Fire Fighter	0	1	0	0	0	1
Aggravated Battery On Police	17	11	12	11	14	65
Aggravated Battery School Personnel	2	6	3	13	5	29
Aggravated Battery Senior Citizen	0	1	1	0	1	3
Aggravated Criminal Sexual Abuse	17	14	30	21	19	101
Aggravated Criminal Sexual Assault	14	11	5	9	6	45
Aggravated Discharge of Firearm	0	0	2	0	0	2
Aggravated Domestic Battery	0	0	0	4	11	15
Aggravated Stalking	0	1	0	0	0	1
Aid Fugitive	0	0	1	0	0	1
Air Rifles	0	1	0	1	0	2
All Other Sex Offenses	2	1	2	8	3	16
Animal Abandonment / Cruel Treatment	1	2	2	1	0	6
Animal Bite	1	4	7	2	0	14
Armed Robbery	6	4	3	2	3	18
Armed Violence	1	0	0	0	0	1
Arson	5	7	6	2	4	24
Assault	30	29	21	30	28	138
Attempted Suicide	63	75	53	71	63	325
Attempted Murder	0	0	0	1	0	1
BAC Alcohol	58	47	92	79	30	306
Barking Dog	4	3	0	0	0	7
Battery	226	281	217	250	209	1183
Bicycle Accident	0	1	0	4	0	5
Bomb Threat	1	1	0	0	1	3
Borrowed Not Returned	11	10	3	4	3	31
Building Health/Safety Hazard	1	0	1	2	0	4
Burglary	37	39	29	38	29	172
Burglary From Motor Vehicle	179	176	215	226	176	972
Burglary MV Parts/Accessories	28	1	1	7	7	44
Business Burglary	56	37	43	43	28	207
Cannabis Plant	3	0	1	1	0	5
Casual Delivery	2	1	0	0	0	3
Check on the Well Being	0	2	0	0	0	2
Child Abandonment	0	0	0	1	0	1
Child Abduction	3	2	3	3	1	12
Child Abuse	20	15	1	0	0	36
Child Pornography	2	2	1	3	5	13
Computer Fraud	4	4	2	1	3	14
Computer Tampering	2	0	1	0	0	3
Concealing or Aiding a Fugitive	2	0	0	0	0	2
Contempt of Court	5	9	4	0	0	18

Contributing to the Criminal Delinq/Neg of Minor	0	3	6	3	5	17
Contributing to Delinquency of a Minor	14	15	0	4	5	38
Counterfeit Bills	0	0	1	2	0	3
Credit / ATM Card Fraud	45	51	34	54	38	222
Criminal Damage to Property	619	458	422	361	260	2120
Criminal Damage to State Supported Property	14	11	24	8	3	60
Criminal Defacement	2	3	4	12	2	23
Criminal Drug Conspiracy	0	0	6	5	1	12
Criminal Sexual Abuse	12	17	14	15	19	77
Criminal Sexual Assault	14	17	11	19	21	82
Criminal Trespass to Land	29	43	41	48	35	196
Criminal Trespass to Railroad	2	0	0	0	0	2
Criminal Trespass to Residence	50	49	37	33	25	194
Criminal Trespass to State Land	7	0	0	3	0	10
Criminal Trespass to Vehicle	23	22	20	21	0	86
Curfew	48	44	42	19	0	153
Cyber Stalking	0	0	0	2	5	7
Dangerous / Noxious Dog	2	0	1	0	0	3
Deceptive Collection Practice	0	0	0	0	0	0
Deceptive Practice	67	45	39	31	30	212
Defacing ID Marks on Firearms	0	0	0	0	1	1
Delivery of Cannabis (30 Grams and Under)	2	6	7	3	10	28
Delivery of Cannabis (Over 30 Grams)	3	0	0	6	2	11
Delivery To Persons Under 18	0	2	1	0	0	3
Disobedience to Police	6	2	1	3	0	12
Disorderly Conduct	234	261	207	224	241	1167
Dog/Cat at Large	8	4	3	3	0	18
Domestic Battery	346	457	350	314	248	1715
Drag Racing	2	1	2	0	3	8
DUI - Alcohol	134	97	165	144	215	755
DUI - Drugs	10	8	9	17	16	60
Driving While License Revoked / Suspended	63	104	225	259	303	954
Drug/Inflict Bodily Harm	1	0	0	0	0	1
Embezzlement	2	0	0	0	0	2
Endanger Life/Health of a Child	20	9	21	12	11	73
Escape	2	0	0	0	0	2
Eavesdropping	0	0	0	1	0	1
Fail to Report Child Abuse/Neglect	0	0	3	7	5	15
Fail to Report Domestic Violence	0	1	0	0	0	1
False Affidavit	1	0	0	0	0	1
False Auto Insurance	1	4	2	1	1	9
False Fire Alarm	0	1	0	0	0	1
False Personation	0	1	0	1	1	3
False Police Report	2	10	7	5	5	29
False Prescription	1	0	4	3	0	8
False Title	0	0	0	1	0	1
Falsify Name	1	0	2	1	0	4
Financial Exploitation Elderly/Disabled	9	3	5	7	3	27
Fire	7	4	11	14	13	49
Firearms Accident	1	0	0	1	0	2
Fireworks	2	1	4	1	0	8
First Degree Murder	1	1	0	0	1	3
First Degree Murder (Attempt)	3	0	0	1	0	4
Flee/Attempt Elude Police Officer	20	13	8	8	14	63
Forgery	50	44	36	34	30	194
Found Person	1	1	0	0	1	3
Found Property	24	12	20	21	13	90

Fraud	0	0	5	11	5	21
Fraudulent Use of ID	4	2	2	2	0	10
Gambling Device	1	0	0	0	0	1
Harassment by Telephone	51	68	59	64	31	273
Harboring a Runaway	0	0	3	0	0	3
Harmful Material	0	0	2	3	0	5
Hate Crime	3	6	7	6	3	25
Hit & Run (PD)	31	20	35	33	0	119
Home Accident	0	2	2	2	0	6
Home Improvement Fraud	0	0	0	1	0	1
Home Invasion	6	9	7	11	0	33
Homicide (Drug Induced)	1	0	0	0	0	1
Identity Theft	1	18	21	19	19	78
Illegal Consumption By a Minor	84	118	80	53	41	376
Illegal Possession By a Minor	11	9	6	5	2	33
Illegal Transportation of Alcoholic Liquor	23	31	30	23	34	141
Impersonation of Peace Officer	1	1	1	0	0	3
Improper Use of Registration	6	6	10	10	5	37
Indecent Solicitation of Child	0	0	0	0	7	7
In-State Warrant	468	604	598	512	490	2672
Interfere w/ Emergency Communications	6	13	8	9	5	41
Interfere w/ Judicial Procedure	1	1	0	1	1	4
Interfere w/ Reporting Domestic Battery	13	8	3	4	0	28
Intimidation	5	2	7	6	0	20
Intoxicating Compounds (Huffing)	0	1	0	0	0	1
Kidnapping	0	0	0	0	1	1
Leave Scene of Accident	0	0	0	2	14	16
Liquor Act Violation	6	0	0	0	0	6
Littering	4	2	7	1	0	14
Look-A-Like Controlled Substance	1	0	0	1	4	6
Lost Property	28	31	36	40	28	163
Loud Noises	4	1	2	3	0	10
Malicious Mischief	0	1	0	0	0	1
Mail Fraud	1	0	0	0	0	1
Manufacture & Delivery of Controlled Substance	11	5	5	6	7	34
Manufacture Meth	0	0	0	17	5	22
Mental Case	9	8	6	8	10	41
Meth Production (Conspire/participate)	7	1	7	0	0	15
Meth Related Child Endangerment	0	0	1	0	0	1
Minor Requiring Authoritative Intervention	1	0	0	0	0	1
Misrepresentation Age By a Minor	1	0	0	0	1	2
Missing Person	23	20	18	11	24	96
Mob Action	11	8	9	12	12	52
Motor Vehicle (PD)	5	0	2	0	0	7
Motor Vehicle Anti-Theft Law	0	0	1	0	1	2
Motor Vehicle Theft	56	79	47	52	44	278
Motorist Assist	0	0	1	0	0	1
Natural Causes (Death)	27	32	31	35	40	165
Neglect of A Child	41	26	46	33	0	146
Neglect of Elderly	1	3	0	1	0	5
No Drivers License	29	35	41	22	22	149
No F.O.I.D.	2	6	3	1	6	18
No Registration	6	6	5	4	1	22
Obscene Telephone Calls	0	3	2	2	3	10
Obstructing Justice	33	22	29	23	21	128
Occupational Accident	0	0	0	1	0	1
OP MV w/ Suspended Registration	15	10	22	18	17	82

OP Uninsured MV	98	91	108	81	122	500	
Other Investigations	76	94	105	107	90	472	
Other Trouble	46	42	39	43	32	202	
Out-of-State Warrant	3	4	11	6	7	31	
Parking Violations	10	0	0	1	2	13	
Parole Violation	2	1	0	0	1	4	
Pedestrian Under the Influence	3	0	0	0	0	3	
Peeping Tom	0	1	1	0	0	2	
Permit Underage Gathering	2	1	0	0	0	3	
Personal Injury (PP)	2	0	0	0	1	3	
Possession of Alcohol in Public	15	0	2	1	0	18	
Poss/Deliver Anhydrous Ammonia	0	0	4	2	0	6	
Possession of Burglary Tools	0	1	1	3	2	7	
Possession of Cannabis (30 Grams and Under)	115	108	146	113	122	604	
Possession of Cannabis (Over 30 Grams)	6	3	9	5	4	27	
Possession of Controlled Sub w/Intent to Deliver	0	8	4	6	0	18	
Possession of Controlled Substance	49	41	55	56	59	260	
Possession of Drug Equipment	110	132	224	161	160	787	
Possession of Hypodermic Needle	2	2	2	2	0	8	
Poss/Del of Meth	0	0	7	2	2	11	
Possession of Meth Materials	0	0	1	3	0	4	
Possession of Precursors to Manufacture Meth.	5	2	32	43	13	95	
Possession of Stolen Property	25	16	14	17	20	92	
Possession of Tobacco	14	11	11	12	0	48	
Predatory Criminal Sexual Assault	4	5	4	4	7	24	
Presence of Premises w/Minors w/Alcohol	0	0	3	6	0	9	
Probation Violation	7	4	5	0	0	16	
Property Damage (PP)	0	0	0	0	3	3	
Public Accidents	2	2	5	8	2	19	
Public Demonstration	0	0	1	0	1	2	
Public Indecency	5	5	3	1	3	17	
Purchase Pseudophedrine	0	0	10	0	0	10	
Reckless Conduct	8	9	12	3	6	38	
Reckless Discharge of Firearm	0	0	0	1	0	1	
Reckless Driving	26	13	11	13	13	76	
Registration Suspended/Revoked	5	14	6	3	0	28	
Residential Burglary	103	74	83	122	103	485	
Resist, Obstruct, Disarm Officer	89	80	77	89	93	428	
Retail Theft (\$150 and Under)	56	69	90	86	106	407	
Retail Theft (Over \$150)	22	13	12	12	21	80	
Robbery	8	3	4	8	3	26	
Runaway	92	122	95	107	43	459	
Sale of Liquor to a Minor	6	6	5	5	4	26	
Sale Tobacco Products to Minors	7	4	3	4	5	23	
Sale/Delivery Drug Paraphernalia	17	1	5	5	2	30	
Seatbelts	22	17	25	11	11	86	
Services to Other Agencies	31	27	29	41	23	151	
Sex Offender Registration	140	194	204	215	232	985	
Sexual Exploitation of a Child	2	0	5	4	9	20	
Sick Cared For	5	11	11	13	28	68	
Smoking in Public Place	0	0	2	0	0	2	
Solicitation of a Sexual Act	0	0	6	2	0	8	
Solicit Juvenile for Prostitution	11	0	0	0	0	11	
Stalking	4	3	1	3	6	17	
Street In Need of Repair	0	0	0	7	0	7	
Suicide	3	4	6	0	3	16	
Suspicious Circumstances (Death)	3	2	9	11	7	32	

Suspicious Person/Auto	0	0	0	6	0	6	
Tamper w/Anhydrous Ammonia Equipment	0	0	1	0	0	1	
Tamper With Food / Drugs / Cosmetics	1	1	0	0	0	2	
Tamper With Mail	0	1	0	0	0	1	
Tattooing a Minor	2	0	0	1	0	3	
Telephone Threat	36	34	24	26	39	159	
Threatening a Police Office	0	0	1	0	0	1	
Theft (\$300 and Under)	307	221	296	232	209	1265	
Theft (Over \$300)	167	129	122	142	148	708	
Theft From Coin Operated Machine/Device	3	2	1	2	0	8	
Theft From Motor Vehicle (\$300 and Under)	7	52	8	4	6	77	
Theft From Motor Vehicle (Over \$300)	8	24	6	7	6	51	
Theft of Labor Services	20	21	15	9	10	75	
Theft Lost Property	3	1	2	2	2	10	
Theft of Motor Vehicle Parts or Accessories	11	5	5	3	4	28	
Throwing Missiles	2	0	0	0	0	2	
Truancy	14	9	2	3	1	29	
Unauthorized Videotaping	0	2	0	0	0	2	
Unlawful Possession Weapon by A Felon	2	1	2	0	1	6	
Unlawful Restraint	7	9	9	12	8	45	
Unlawful Sale Weapons	1	0	0	0	0	1	
Unlawful Storage of Weapons	1	1	2	8	0	12	
Unlawful Use Drivers License	1	3	2	0	0	6	
Unlawful Use of Residence	1	0	0	0	0	1	
Unlawful Use of Weapons	8	7	8	9	14	46	
Unlawful Visitation Interference	30	19	24	32	34	139	
Unlicensed Peddler	1	0	0	0	0	1	
Vehicular Invasion	0	2	0	0	0	2	
Violate Sex Offender Act	23	22	15	19	16	95	
Violation Bail Bond	0	1	1	4	0	6	
Violation Order of Protection	102	100	80	102	67	451	
<b>TOTAL</b>	<b>6175</b>	<b>6093</b>	<b>5989</b>	<b>5808</b>	<b>5166</b>	24065	
		-1%	-2%	-3%	-11%		

*Criminal Arrests*  
**2010**

Criminal Arrest 2006 - 2010						
	2006	2007	2008	2009	2010	TOTAL
Abuse/Neg Long Term Care Resident	0	1	0	0	0	1
Aggravated Arson	0	1	0	0	0	1
Aggravated Assault	20	16	12	32	18	98
Aggravated Assault on Fire Fighter	0	1	0	0	0	1
Aggravated Assault on Police Officer	3	6	5	2	0	16
Aggravated Assault on School Personnel	0	0	1	1	2	4
Aggravated Battery	23	33	36	27	38	157
Aggravated Battery on Fireman	0	1	0	0	0	1
Aggravated Battery on Police Officer	16	11	9	10	11	57
Aggravated Battery on School Personnel	2	3	3	5	4	17
Aggravated Battery on Senior Citizen	0	0	0	0	0	0
Aggravated Battery to Child	1	1	0	0	0	2
Aggravated Criminal Sexual Abuse	2	4	4	9	5	24
Aggravated Criminal Sexual Assault	0	2	3	2	1	8
Aggravated Discharge of Weapon	0	0	2	0	0	2
Aggravated Domestic Battery	3	0	4	2	7	16
Aggravated Fleeing	0	0	0	0	0	0
Aggravated Unlawful Use of Weapons	0	0	1	0	0	1
Aid Fugitive	1	0	0	0	0	1
Anhydrous Ammonia	0	0	4	0	0	4
Animal Abuse	0	0	1	0	0	1
Armed Robbery	0	0	4	2	2	8
Armed Violence	1	0	0	0	0	1
Arson	0	3	6	0	1	10
Assault	16	14	21	34	13	98
ATM Fraud	2	0	0	0	0	2
Attempted Burglary	0	2	0	0	0	2
Attempted Murder	2	0	0	1	0	3
Barking Dog	3	3	0	0	0	6
Battery	113	135	91	111	70	520
Bomb Threat	0	0	0	0	0	0
Burglary	23	10	8	11	9	61
Burglary From Motor Vehicle	24	27	15	51	49	166
Business Burglary	25	15	14	10	18	82
Cannabis Plant	1	0	1	0	0	2
Child Abduction	0	0	0	1	0	1
Child Abuse	1	1	0	0	0	2
Child Pornography	1	0	0	1	1	3
Consumption of Alcohol By A Minor	237	306	205	169	184	1101
Consumption of Alcohol In Public	2	0	1	0	12	15
Contributing To The Delinquency of A Minor	12	16	6	5	0	39
Credit Card Fraud	8	8	10	11	9	46
Criminal Damage to Property	108	99	78	75	38	398
Criminal Damage to State Supported Property	11	8	2	0	2	23
Criminal Defacement of Property	0	0	0	23	4	27
Criminal Drug Conspiracy	0	0	0	1	0	0
Criminal Sexual Abuse	6	2	0	0	2	10
Criminal Sexual Assault	3	2	3	3	3	14
Criminal Trespass to Motor Vehicle	5	10	12	5	4	36
Criminal Trespass to Real Property	28	43	37	48	48	204

Criminal Trespass to Residence	23	26	19	13	9	90
Criminal Trespass to State Land	3	2	0	7	0	12
Cruel Treatment to Animals	0	1	0	2	0	3
Curfew	183	121	153	129	86	672
Dangerous Building	0	0	1	0	0	1
Deceptive Practice	15	4	13	4	9	45
Defacing ID Marks on Firearm	0	0	0	0	0	0
Delivery of Cannabis	8	9	7	6	8	38
Delivery of Cannabis to Under 18	2	0	0	0	0	2
Delivery of Controlled Substance	0	1	0	0	0	1
Deposit Snow In Roadway	0	0	0	2	0	1
Discharge Firearm In City	5	0	1	4	4	14
Disobedience To A Police Officer	5	1	0	1	1	8
Disorderly Conduct	204	218	200	259	315	1196
Dog Complaint	11	13	12	11	17	64
Domestic Battery	148	211	166	137	122	784
Duty to Report	8	0	0	0	0	8
Endangering The Life/Health of A Child	2	3	6	7	4	22
Escape	0	0	0	1	0	1
False Fire Alarm	0	1	0	0	0	1
False Personation	0	0	0	1	1	2
False Police Report	5	9	3	3	2	22
Farm Animals in City Limits	0	0	0	1	0	1
Felon in Possession of Firearm	1	1	2	0	1	5
Financial Exploitation of Elderly/Disabled	3	1	0	2	0	6
Fires	0	0	1	1	0	2
Fireworks	1	4	3	3	1	12
Fleeing / Eluding	0	0	1	0	0	1
Forgery	15	12	9	13	11	60
Fraud	0	0	0	1	0	1
Gambling	2	0	0	0	0	2
Harassment By Telephone	9	12	3	6	9	39
Harboring Runaway	0	0	1	0	0	1
Harmful Material	0	0	1	0	0	1
Hate Crime	4	3	3	3	0	13
Home Invasion	4	4	6	3	3	20
Identity Theft	1	1	1	1	0	4
Illegal Transportation of Alcohol	0	2	0	1	1	4
Impersonate Peace Officer	0	1	1	0	0	2
Interfere With Emergency Communications	3	7	5	4	3	22
Interference w/ Judicial Procedure	0	0	0	1	1	2
Interfere w/ Report Domestic Battery	9	9	6	1	1	26
Intimidation	2	0	1	2	0	5
Intoxicating Compound (Huffing)	0	2	0	3	5	10
Limited Custody	2	1	0	0	0	3
Littering	9	5	8	7	9	38
Look Alike Controlled Substance-Possession	3	0	0	2	0	5
Loud Disturbing and Unnecessary Noise	21	12	13	23	36	105
Malicious Mischief	0	1	0	0	2	3
Manufacture/Delivery Controlled Substance	1	7	2	8	2	20
Meth Child Endangerment	0	0	3	0	0	3
Meth Conspiracy	3	0	2	0	8	13
Meth Waste	0	0	1	1	0	2
Meth Production	5	1	9	5	0	20
Minor Requiring Authoritative Intervention	6	0	1	0	0	7



Misrepresentation of Age By Minor	1	1	0	0	0	2
Mob Action	13	3	11	6	22	55
Motor Vehicle Theft	13	13	12	10	14	62
Murder	1	1	0	0	0	2
Neglect Child	9	2	7	4	6	28
Neglect Elderly	1	0	0	0	0	1
No F.O.I.D. Card	1	2	0	1	3	7
No Solicitation Permit	0	0	0	0	4	4
Obstructing Justice	33	17	20	23	24	117
Open Burning	0	0	0	1	0	1
Peeping Tom	0	0	1	0	0	1
Permit Under Age Drinking	0	7	0	0	0	7
Permit Under Age Gathering	5	0	0	0	2	7
Possession of Alcohol By A Minor	32	6	8	3	0	49
Possession of Alcohol In Public	6	5	3	11	0	25
Possession of Burglary Tools	0	0	1	3	2	6
Possession of Cannabis	121	130	170	139	146	706
Possession of Controlled Substance	42	44	59	45	46	236
Possession of Controlled Substance w/ Intent to Deliver	4	5	2	0	0	11
Possession of Drug Equipment/Paraphernalia	154	146	244	177	193	914
Possession of Hypodermic Needle	2	2	1	0	0	5
Possession of Key to Coin Operated Machine	0	0	0	0	0	0
Possession of Look Alike Substance	0	0	0	0	0	0
Possession of Meth	0	2	7	4	2	15
Possession of Precursors of Meth	5	3	30	40	13	91
Possession of Prescription Forms	0	0	0	1	0	1
Possession of Stolen Property	27	16	19	12	10	84
Possession of Stolen Vehicle	1	1	1	0	1	4
Possession of Tobacco Products	48	22	26	38	23	157
Predatory Criminal Sexual Assault To A Child	0	1	1	2	1	5
Prescription Fraud	3	0	2	0	0	5
Presence on Premises where Minors Consume Alcohol	0	0	10	10	38	58
Prostitution	0	0	0	0	0	0
Protective Custody	0	1	0	0	0	1
Public Indecency	1	6	4	1	4	16
Purchase Illegal Amount of Pseudo.	0	0	0	1	0	1
Reckless Conduct	5	5	5	2	7	24
Reckless Driving	4	3	0	0	0	7
Released No Charge	3	0	0	0	0	3
Residential Burglary	28	8	20	21	17	94
Resisting Arrest	102	85	73	103	91	454
Retail Theft	70	68	98	84	101	421
Robbery	3	3	1	4	1	12
Runaway	36	29	21	11	6	103
Sale / Gift Tobacco to a Minor	6	4	3	4	4	21
Sale/Give/Del Alcohol To Minor	5	10	6	2	2	25
Sexual Exploitation of a Child	1	0	0	2	3	6
Sexual Relations Within a Family	0	0	0	1	0	1
Skateboarding	21	1	2	2	3	29
Solicit Child	0	0	1	0	0	1
Smoking in Public Place	0	0	2	0	3	5
Solicitation	0	0	0	4	0	4
Stalking	2	2	0	0	1	5
Tamper w/Vehicle	0	1	0	0	0	1
Tattooing a Minor	2	0	0	0	0	2

Telephone Threat	5	5	1	2	7	20
Theft	65	88	62	59	74	348
Theft from Coin Operated Device	0	0	0	0	0	0
Theft From Motor Vehicle	0	1	2	0	0	3
Theft of Lost Property	0	1	0	0	0	1
Theft of Services	6	5	2	4	6	23
Throwing Missiles or Bottles	0	0	0	0	0	0
Titles	0	1	0	0	0	1
Truancy	67	129	55	53	56	360
Unlawful Acquisition Controlled Substance	0	1	3	3	4	11
Unauthorized Video Taping	0	3	0	0	0	3
Unlawful Possession of Firearm	0	0	0	0	0	0
Unlawful Restraint	6	7	7	7	5	32
Unlawful Use of License	0	1	0	0	0	1
Unlawful Use of Weapons	3	4	7	12	8	34
Unlicensed Peddler	1	0	0	3	0	4
Use of False I.D.	1	0	1	0	1	3
Vagrant	1	0	0	0	0	1
Vehicular Invasion	0	1	0	0	0	1
Violate SOR Act	22	13	10	4	9	58
Violation of Bail Bond	0	0	1	3	0	4
Violation of Liquor Ordinance	9	4	0	0	0	13
Violation Order of Protection	32	38	30	23	16	139
Violation of Parole	1	0	0	0	1	2
Violation of Probation	5	1	0	0	0	6
Visitation Interference	1	0	2	0	2	5
Warrant	474	609	600	490	517	2690
<b>TOTAL</b>	<b>2,939</b>	<b>3,057</b>	<b>2,917</b>	<b>2,766</b>	<b>2,725</b>	<b>14,402</b>
<b>Total of Adult Arrest</b>	<b>2,262</b>	<b>2,442</b>	<b>2,396</b>	<b>2,298</b>	<b>2,329</b>	<b>4,704</b>
<b>Total of Juvenile Arrest</b>	<b>678</b>	<b>616</b>	<b>521</b>	<b>468</b>	<b>396</b>	<b>1,815</b>
<b>Percent Increase/Decrease</b>		<b>4%</b>	<b>-5%</b>	<b>-5%</b>	<b>-1%</b>	

## 2010 MALE / FEMALE CRIMINAL ARREST

### MALES

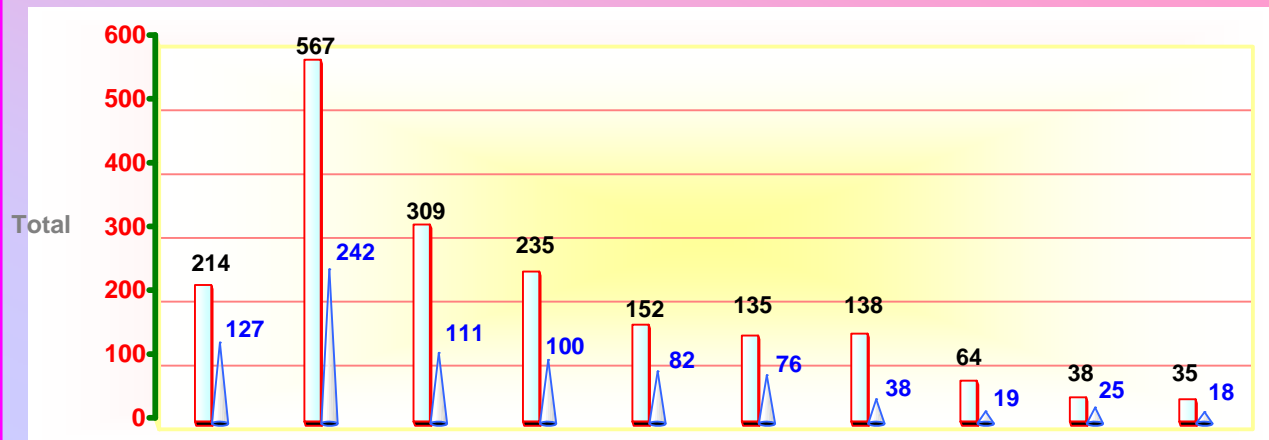
16 & under	17- 20	21-25	26-30	31-35	36-40	41-45	46-50	51-55	over 55	TOTAL
214	567	309	235	152	135	138	64	38	35	1887

### FEMALES

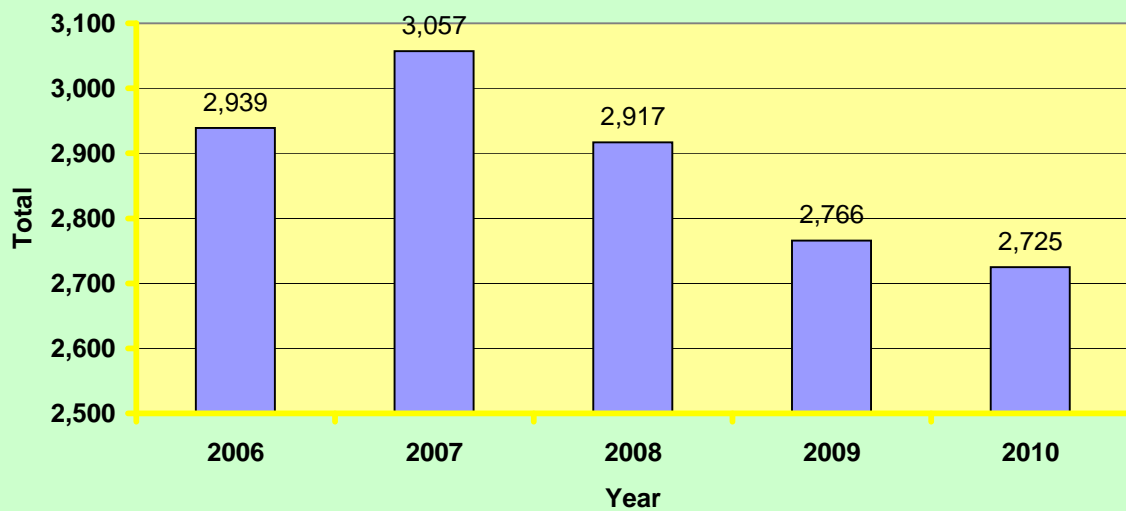
16 & under	17-20	21-25	26-30	31-35	36-40	41-45	46-50	51-55	over 55	TOTAL
127	242	111	100	82	76	38	19	25	18	838

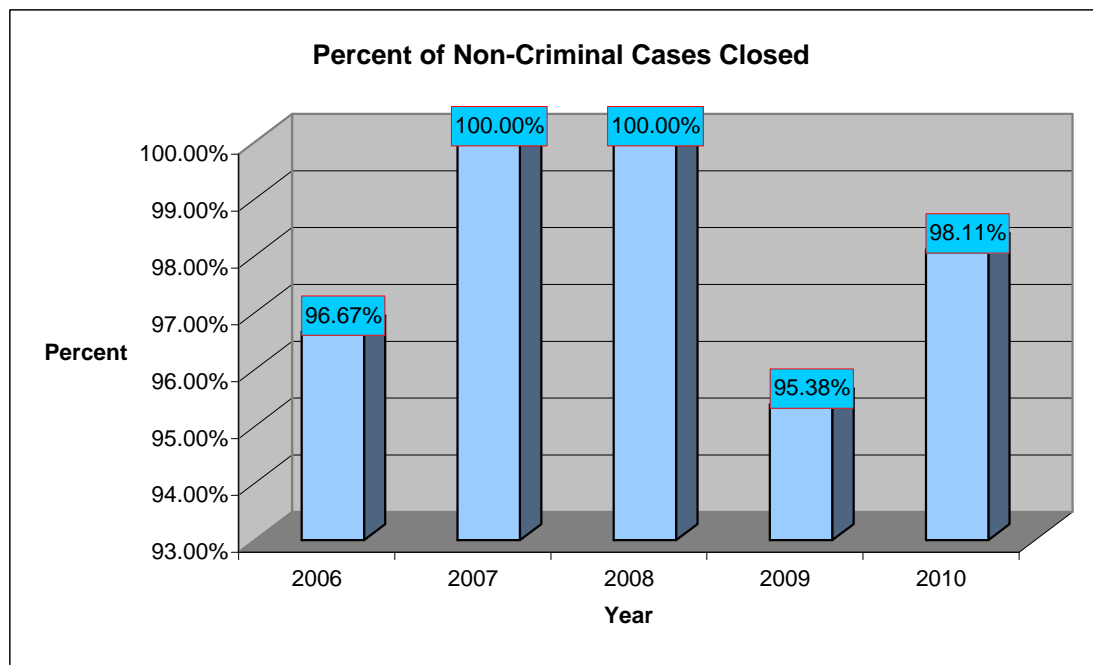
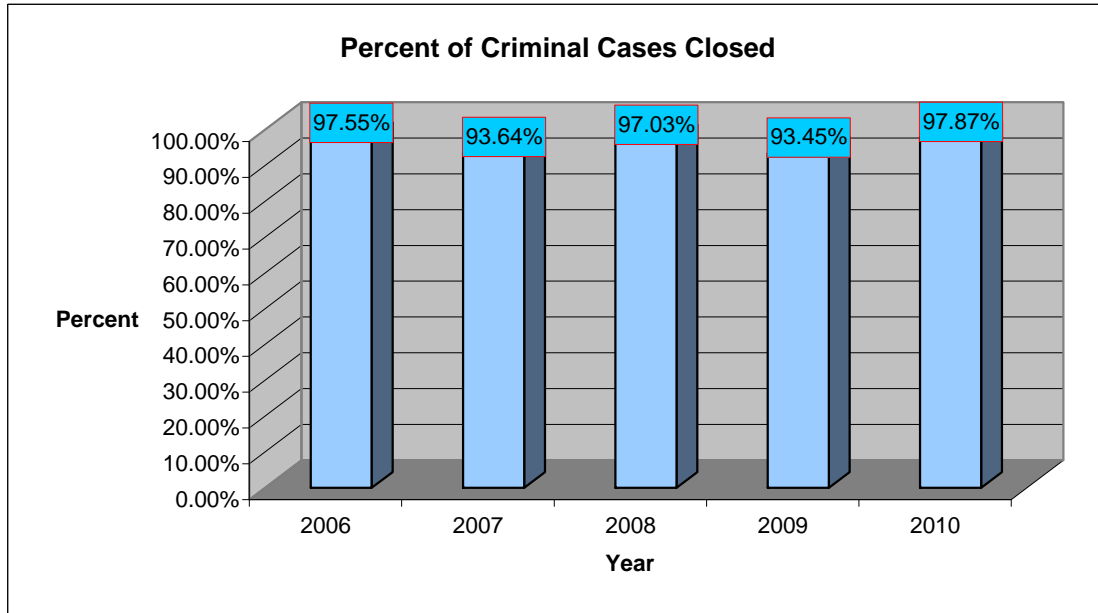
### 2010 Male / Female Adult / Juvenile Criminal Arrest

■ MALES      ■ FEMALES



### 2006 - 2010 Arrests





*juvenile*

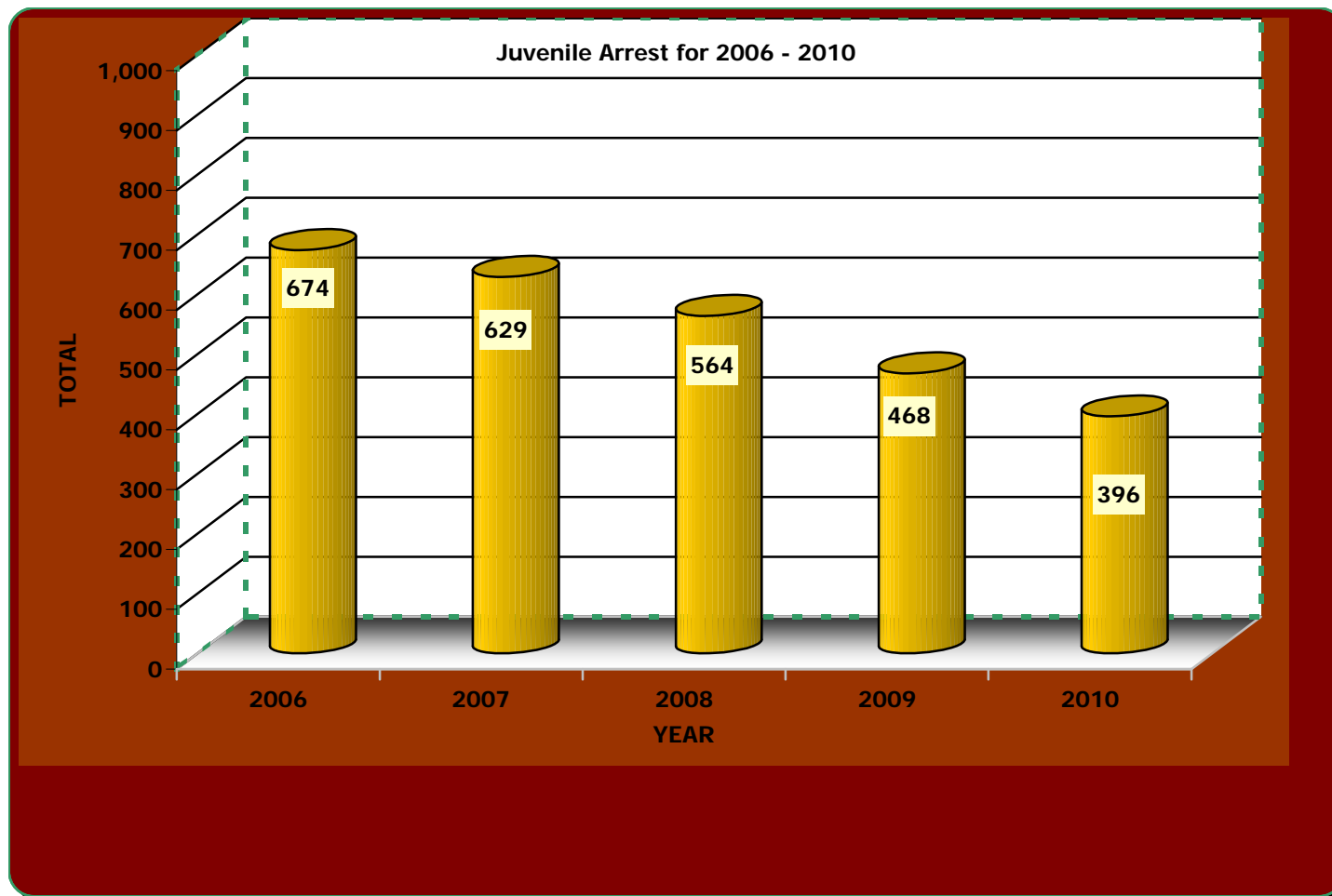
**2010**

Five Year Juvenile Arrest 2006 - 2010						
	2006	2007	2008	2009	2010	TOTAL
Aggravated Arson	0	0	0	0	0	0
Aggravated Assault	7	2	0	4	0	13
Aggravated Assault on Police Officer	0	1	0	1	0	2
Aggravated Assault on School Personnel	0	0	1	2	1	4
Aggravated Battery	8	4	8	7	5	32
Aggravated Battery on Police Officer	1	3	2	3	0	9
Aggravated Battery on School Personnel	2	2	1	7	4	16
Aggravated Battery on Senior Citizen	0	0	0	0	0	0
Aggravated Criminal Sexual Abuse	1	0	0	1	0	2
Aggravated Criminal Sexual Assault	0	1	0	1	1	3
Aggravated Domestic Battery	0	0	0	0	2	2
Aggravated Kidnapping	0	0	0	0	0	0
Aggravated Robbery	0	0	0	0	0	0
Aggravated Unlawful Restraint	0	0	0	0	0	0
Armed Robbery	0	0	2	0	1	3
Armed Violence	0	0	0	0	0	0
Arson	0	0	3	0	0	3
Assault	4	3	4	1	1	13
ATM Fraud	0	0	0	0	0	0
Attempted Burglary from Motor Vehicle	0	0	0	0	1	1
Attempted Escape	0	0	0	0	0	0
Attempted Suicide	0	0	0	0	0	0
Battery	27	46	26	34	27	160
Battery of An Unborn Child	0	0	0	0	0	0
Bomb Threat	0	0	0	0	0	0
Burglary	5	4	0	1	1	11
Burglary from Motor Vehicle	1	6	6	11	8	32
Child Abandonment	0	0	0	0	0	0
Child Pornography	0	0	0	0	0	0
Communication with Witnesses	0	0	0	0	0	0
Concealing/Aiding Fugitive	0	0	0	0	0	0
Conspiracy	0	0	0	0	0	0
Conspiracy to Unlawful Sale Firearms	0	0	0	0	0	0
Consumption Alcohol By A Minor	59	72	41	22	27	221
Contributing To Delinquency Of Minor	0	0	0	0	0	0
Creating Loud and Disturbing Noises	1	0	0	0	0	1
Credit Card Fraud	0	0	0	0	0	0
Criminal Damage To Property	38	24	22	14	6	104
Criminal Damage to Property (State Supported)	5	2	0	4	0	11
Criminal Damage to Vehicle	0	0	0	0	0	0
Criminal Defacement Of Property	0	0	0	0	3	3
Criminal Sexual Abuse	1	0	0	0	2	3
Criminal Sexual Assault	0	0	1	0	2	3
Criminal Trespass to Land & Building	6	9	6	9	12	42
Criminal Trespass To Property	1	0	5	3	2	11
Criminal Trespass to Motor Vehicle	0	2	4	2	0	8
Criminal Trespass to Residence	1	4	0	0	0	5
Curfew	144	84	114	80	58	480
Deceptive Practice	0	0	1	0	1	2
Defacing ID Marks on Firearms	0	0	0	0	0	0
Delivery Of Cannabis	1	2	1	0	0	4
Delivery Of Controlled Substance	0	3	0	2	0	5
Delivery of Controlled Substance School Grounds	1	0	0	0	0	1
Delivery Of Look Alike Substance	0	0	0	0	0	0
Delivery Of Tobacco To A Minor	0	0	0	0	0	0
Dependent Minor	0	0	0	0	0	0

Five Year Juvenile Arrest 2006 - 2010						
	2006	2007	2008	2009	2010	TOTAL
Discharging Weapon	0	0	0	2	1	3
Disobedience/Interference With Police	1	0	1	2	0	4
Disorderly Conduct	34	33	30	43	47	187
Dog at Large	0	0	0	0	0	0
Domestic Battery	17	15	14	10	7	63
Escape	0	0	0	0	0	0
False Fire Report	0	0	0	0	0	0
False Police Report	0	0	0	0	0	0
Fires	0	0	0	0	0	0
Fireworks	1	0	0	0	0	1
Forgery	0	0	0	0	0	0
Harassment by Telephone	0	2	0	0	0	2
Harboring a Runaway	0	0	0	0	0	0
Hate Crime	0	3	1	0	0	4
Hold For Other Agency	0	0	0	0	0	0
Home Invasion	0	0	0	1	0	1
Interference with Emergency Communications	0	0	0	0	0	0
Interfering w/ Reporting Domestic Violence	1	0	0	0	0	1
Intimidation	0	0	0	1	0	1
Intoxicating Compound (Huffing)	0	0	0	2	0	2
Investigation Only	0	1	1	0	0	2
Littering	3	0	0	1	0	4
Manufacturing and Delivery of Control Substance	0	0	0	0	0	0
Minor Frequenting Liquor Establishment	0	0	0	0	0	0
Minor Requiring Authoritative Intervention	6	5	9	4	4	28
Mob Action	11	1	1	1	0	14
Motor Vehicle Theft	0	1	8	0	1	10
No F.O.I.D. Card	2	0	0	0	0	2
Obstructing /Resisting A Police Officer	1	7	5	9	5	27
Obstruction Of Justice	5	1	4	0	0	10
Permit Underage Drinking	0	0	0	0	0	0
Possession Of A Converted Vehicle	0	0	0	0	0	0
Possession Of Alcohol By A Minor	3	1	0	0	0	4
Possession Of Burglary Tools	0	0	0	0	0	0
Possession of Cannabis (over 30 grams)	0	0	0	0	0	0
Possession Of Cannabis (under 30 grams)	17	21	23	18	22	101
Possession of Cannabis W/Intent to Deliver	0	0	0	1	2	3
Possession Of Controlled Substance	3	4	3	10	2	22
Possession Of Controlled Substance School Grounds	0	0	0	0	0	0
Possession Of Control Subst. W/ Intent to Deliver	0	1	0	2	0	3
Possession Of Credit/Debit Card	0	0	0	0	0	0
Possession Of Drug Paraphernalia	20	24	27	18	26	115
Possession of Hypodermic Needle	0	0	0	0	0	0
Possession Of Incendiary Device	0	0	0	0	0	0
Possession Of Killed Species (Out of Season)	0	0	0	0	0	0
Possession Of Look Alike Substance	0	0	0	0	0	0
Possession of Precursors	0	0	0	0	0	0
Possession of Stolen Property	8	5	9	3	4	29
Possession of Stolen Vehicle	0	0	1	0	0	1
Possession Of Tobacco By A Minor	35	17	21	23	18	114
Presence on Premises Where Minors Consume Alcohol	0	0	0	1	0	1
Protective Custody	2	0	0	0	0	2
Public Indecency	0	2	1	0	0	3
Reckless Conduct	4	1	4	1	3	13
Residential Burglary	11	3	4	5	5	28
Resisting Arrest	7	3	1	5	0	16

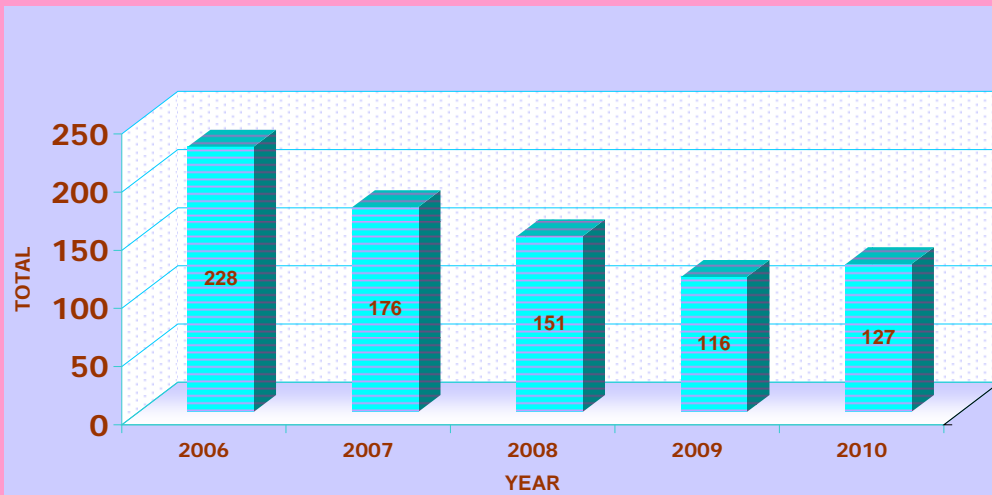
Five Year Juvenile Arrest 2006 - 2010						
	2006	2007	2008	2009	2010	TOTAL
Retail Theft	24	29	36	22	32	143
Robbery	0	0	0	0	0	0
Runaway	37	28	23	19	7	114
Sale/Gift Alcohol To Minor	1	0	0	0	0	1
Sale of Drug Paraphernalia	0	0	0	0	0	0
Sale Of Tobacco To Minor	1	0	0	0	0	1
Skateboarding	20	1	1	2	4	28
Solicitation of a Sexual Act	0	0	0	0	0	0
Solicitation Without a Permit	0	0	0	0	2	2
Tattooing Body of Minor	1	0	0	0	0	1
Theft	13	20	22	9	12	76
Throwing Missiles	0	0	0	0	0	0
Truancy	67	122	63	44	25	321
Underage Gathering/Resident	0	0	0	0	0	0
Unlawful Possession of a Firearm	0	0	0	0	0	0
Unlawful Restraint	0	0	0	0	0	0
Unlawful Transportation of Anhydrous Amonia	0	0	0	0	0	0
Unlawful Use Of Weapons	1	0	1	0	1	3
Violation Of Court Order	0	0	0	0	0	0
Violation of Order of Protection	0	1	0	0	0	1
Violation Probation/Parole	1	0	0	0	0	1
Warrant	2	3	2	0	1	8
<b>Total</b>	<b>674</b>	<b>629</b>	<b>564</b>	<b>468</b>	<b>396</b>	<b>2,731</b>
<b>PERCENT OF INCREASE / DECREASE</b>		<b>-6.68%</b>	<b>#####</b>	<b>-17.02%</b>	<b>-29.79%</b>	



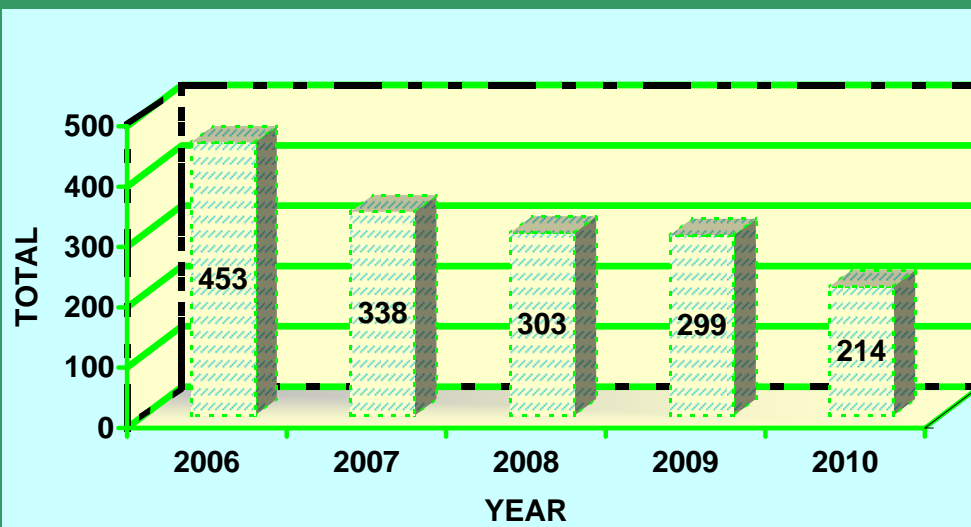


Total Male Juvenile Offenders by Age						
	2006	2007	2008	2009	2010	
AGE						TOTAL
Under 1	0	0	0	0	0	0
4	0	0	0	0	0	0
5	0	0	0	0	0	0
6	0	2	0	0	0	2
7	0	1	0	1	1	3
8	0	0	0	0	0	0
9	3	0	1	2	1	7
10	9	3	3	4	4	23
11	7	18	7	14	5	51
12	37	11	16	16	4	84
13	70	42	44	50	23	229
14	123	60	59	39	41	322
15	102	88	58	80	51	379
16	98	105	112	90	53	458
17	4	8	3	3	31	49
TOTAL	453	338	303	299	214	1,607
Total Female Juvenile Offenders by Age						
	2006	2007	2008	2009	2010	
AGE						TOTAL
1	0	0	0	0	0	0
2	0	0	0	0	0	0
3	0	0	0	0	0	0
4	0	0	0	0	0	0
5	0	0	0	0	0	0
6	0	2	0	0	0	2
7	0	1	0	0	2	3
8	1	1	0	0	0	2
9	1	0	0	0	0	1
10	0	2	4	2	1	9
11	3	6	2	2	3	16
12	6	5	6	9	7	33
13	29	16	20	14	10	89
14	38	36	28	19	17	138
15	67	47	33	32	43	222
16	79	55	54	35	33	256
17	4	5	4	3	11	27
TOTAL	228	176	151	116	127	798

**Total Female Juvenile Five Year Offenders Total**



**Total Male Juvenile Five Year Offenders Total**



Monthly Juvenile Custody -- 2010													
	Jan	Feb	Mar	Apr	May	Jun	Jul	Aug	Sep	Oct	Nov	Dec	TOTAL
<b>Taken into Custody</b>	24	26	28	26	39	45	37	28	17	39	15	17	341
<b>Males</b>	15	15	14	21	22	35	23	18	11	24	7	9	214
<b>Females</b>	9	11	14	5	17	10	14	10	6	15	8	8	127
<b>Repeat Offenders</b>	9	11	15	18	22	26	25	19	7	22	7	10	191
<b>Detention</b>	0	1	0	0	0	0	1	0	4	0	0	0	6
<b>Handled Within Dept. 92</b>	0	1	0	0	2	0	1	1	0	0	1	0	6
<b>Summon/Cited/Notified 93</b>	19	11	18	13	29	29	26	21	5	25	7	13	216
<b>Referred to Welfare Agency 94</b>	2	0	0	0	0	0	0	1	0	0	0	0	3
<b>Referred to Juvenile Court 95</b>	4	8	7	13	7	16	13	5	9	13	6	7	108
<b>Referred to Adult Court (City Ordinance) 96</b>	0	5	6	0	1	0	0	0	2	0	0	0	14
<b>Referred to Another Agency 97</b>	0	1	1	0	0	0	1	0	2	0	1	0	6
<b>Referred to Other Jurisdiction 98</b>	0	0	0	0	0	1	0	0	0	2	0	0	3

*Investigations*

2010

	2006	2007	2008	2009	2010
*Criminal Cases Assigned	734	833	673	809	563
Criminal Cases Closed by Arrest	252	194	149	274	171
*Cases Closed Exceptionally	464	586	504	482	380
Percent of Criminal Cases Closed	97.55%	93.64%	97.03%	93.45%	97.87%
Criminal Cases Assigned Informational	817	613	672	569	574
Non-Criminal Cases Assigned	30	36	37	65	53
Non-Criminal Cases Cleared	29	36	37	62	52
Percent of Non-Criminal Cases Closed	96.67%	100.00%	100.00%	95.38%	98.11%
<b>TOTAL CASES ASSIGNED</b>	<b>1,580</b>	<b>1,482</b>	<b>1,382</b>	<b>1,440</b>	<b>1,137</b>

\*Criminal Cases Assigned: Not all Cases are assigned.

\*Criminal Cases Closed Exceptionally: For reasons beyond the police control, after having identified the perpetrator (s), charges are not brought in a Court of Law for a variety of reasons such as, victim will not cooperate, etc.

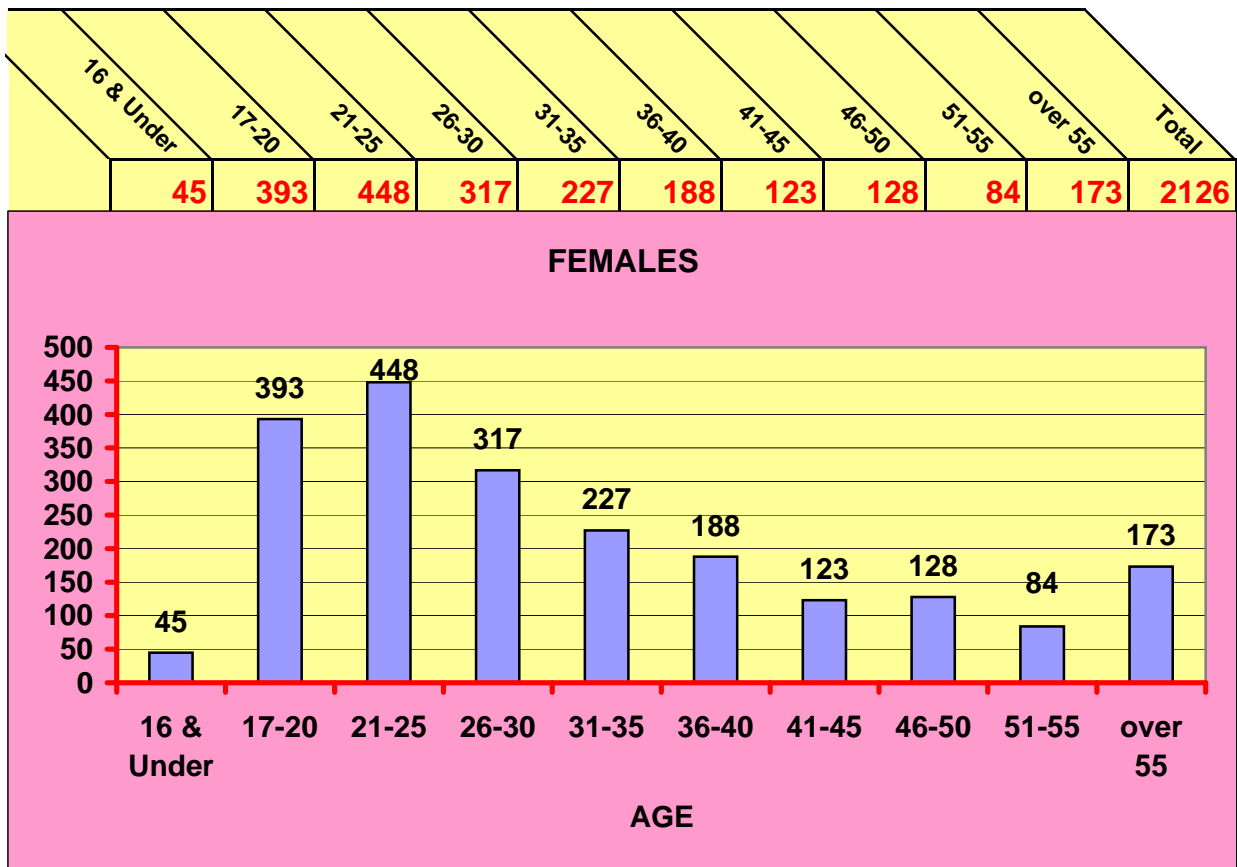
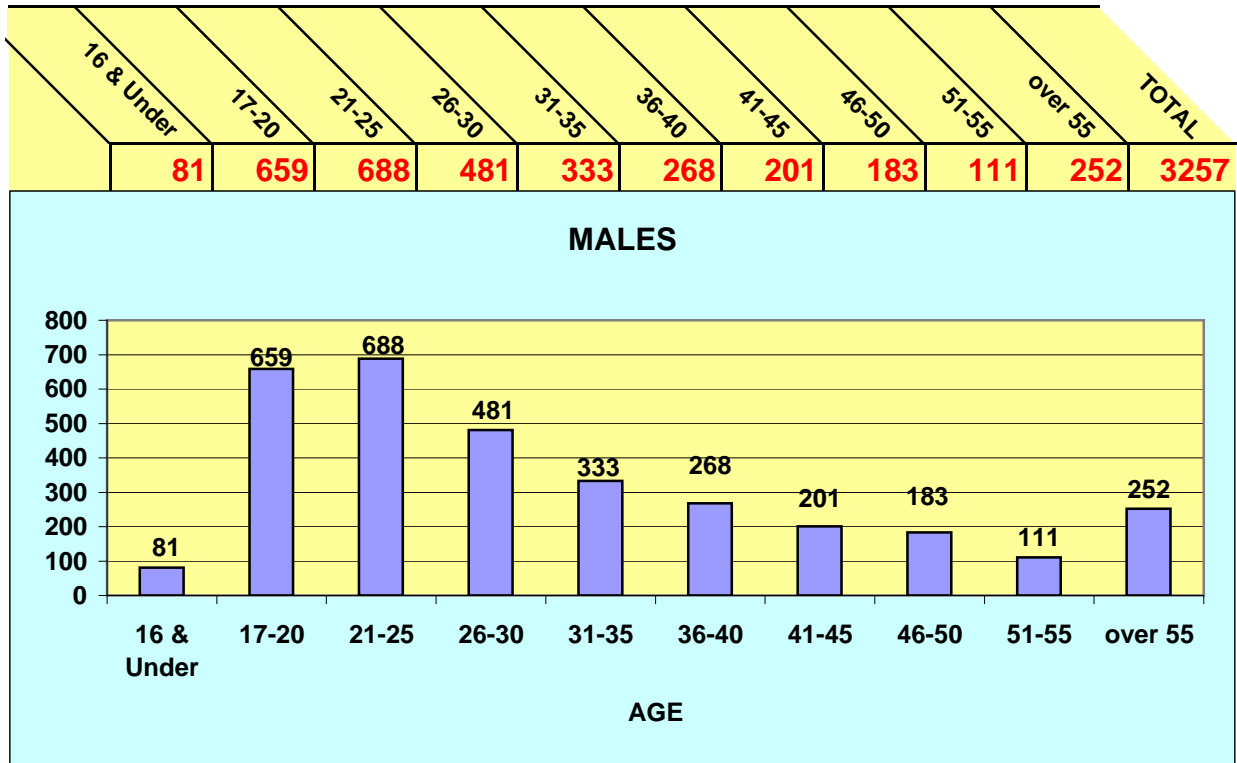
*Traffic Arrests*  
2010

Traffic Arrest 2006 - 2010							
		2006	2007	2008	2009	2010	Total
<b>Alcohol and Drug Related Violations</b>	BAC	55	53	71	104	125	<b>408</b>
	D.U. I. Alcohol	135	118	201	165	194	<b>813</b>
	D.U.I. Drugs	14	12	9	19	23	<b>77</b>
	D.U.I. Drugs and Alcohol	0	0	0	0	0	<b>0</b>
	Illegal Transportation of Alcohol	45	41	44	34	45	<b>209</b>
	Intoxicated Pedestrian	7	2	2	0	2	<b>13</b>
<b>Miscellaneous Violations</b>		0	0	1	0	0	<b>1</b>
<b>Other Driving Offenses</b>	Aggravated Fleeing	0	0	0	0	1	<b>1</b>
	ATV on Road	0	0	1	2	3	<b>6</b>
	Bicycle	1	0	0	2	1	<b>4</b>
	Cell Phone while Driving	0	0	0	0	10	<b>10</b>
	Cross Private Property to Avoid Traffic Device	0	0	1	0	1	<b>2</b>
	Disobey Police	6	1	1	1	2	<b>11</b>
	Drag Racing	12	4	5	5	7	<b>33</b>
	Driving on Sidewalk	1	1	0	0	1	<b>3</b>
	Fail to Stop at Sign at Crosswalk	0	2	0	20	5	<b>27</b>
	Fleeing and Eluding	14	12	7	6	13	<b>52</b>
	Following Too Close	6	7	3	2	6	<b>24</b>
	Funeral Procession	1	0	0	0	0	<b>1</b>
	Hitch Hiking	0	0	0	1	2	<b>3</b>
	Improper Backing	7	5	3	7	10	<b>32</b>
	Littering	2	0	1	0	0	<b>3</b>
	Reckless Driving	35	14	19	16	17	<b>101</b>
	Rotating/Flashing Light on Vehicle	0	0	0	2	0	<b>2</b>
	Passing School Bus	4	5	3	4	10	<b>26</b>
	Possession of Stolen Vehicle	0	1	0	0	0	<b>1</b>
	Squealing Tires	20	20	10	12	22	<b>84</b>
	Texting while Driving	0	0	0	0	5	<b>5</b>
	Unattended Motor Vehicle	0	1	1	0	0	<b>2</b>
	Unlawful Use of Handicapped Tag	0	1	0	0	0	<b>1</b>
	Wrong Way on a One Way	10	4	12	14	22	<b>62</b>
<b>Violations Relating to Driver's License</b>	Driving While License Suspended/Revoked	268	259	293	299	299	<b>1418</b>
	Expired Drivers License	0	0	3	9	12	<b>24</b>
	Failure to Notify SOS of Change	2	3	1	13	19	<b>38</b>
	Graduated License	8	11	7	18	23	<b>67</b>
	No Drivers License on Person	12	18	19	19	11	<b>79</b>
	No Valid Drivers License	123	111	112	93	83	<b>522</b>
	Permit/Decal Violation	0	0	0	0	0	<b>0</b>
	Permit Unauthorized Person to Drive	10	9	5	7	2	<b>33</b>
	Restricted Drivers Permit/License	0	1	1	3	0	<b>5</b>
	Unlawful Use of DL	0	1	0	0	0	<b>1</b>
<b>Violations Relating to Failure to Yield</b>		124	110	79	99	106	<b>518</b>
<b>Violations Relating to Lane Usage</b>		84	67	90	93	123	<b>457</b>
<b>Violations Relating to License Classifications/Restrictions</b>		7	2	1	1	0	<b>11</b>
<b>Violations Relating to Loud Exhaust</b>		18	5	4	28	28	<b>83</b>
<b>Violations Relating to Motorcycle Operation</b>		5	11	10	2	2	<b>30</b>
<b>Violations Relating to Operation of Trucks</b>		5	1	3	3	2	<b>14</b>
<b>Violations Relating to Parking</b>		1	0	0		0	<b>1</b>
<b>Violations Relating to Passing</b>		5	10	5	5	1	<b>26</b>
<b>Violations Relating to Pedestrians</b>		0	0	0	3	0	<b>3</b>
<b>Violations Relating to Safety Belts and Child Restraint</b>	Child Restraint	22	28	34	22	39	<b>145</b>
	Failure to Wear Seatbelt	633	1305	730	878	605	<b>4151</b>
<b>Violations Relating to Speeding</b>		1041	895	969	1982	1337	<b>6224</b>



[illegible]

## 2010 MALE / FEMALE ADULT TRAFFIC ARREST



Written Warnings 2006 - 2010							
		2006	2007	2008	2009	2010	Total
<b>Alcohol and Drug Related Violations</b>	BAC	0	0	0	0	0	0
	D.U. I. Alcohol	0	0	0	0	0	0
	D.U.I. Drugs	0	0	0	0	0	0
	D.U.I. Drugs and Alcohol	0	0	0	0	0	0
	Illegal Transportation of Alcohol	0	0	0	0	0	0
<b>Miscellaneous Violations</b>		0	5	0	0	11	16
<b>Other Driving Offenses</b>	Disobey Police	2	0	0	0	2	4
	Cell Phone while Driving	0	0	0	0	23	23
	Fail to Give Info	0	0	0	0	1	1
	Fail to Report Accident	0	0	0	0	1	1
	Fail to Stop at RR Crossing	0	0	0	3	0	3
	Fail to Yield at Crosswalk	0	0	0	5	4	9
	Fleeing and Eluding Police	1	0	0	0	0	1
	Following Too Close	15	7	3	9	7	41
	Improper Backing	6	9	7	1	5	28
	Improper Parking	0	0	0	5	6	11
	Obstructing Traffic	2	2	0	0	1	5
	Passing School Bus	0	0	0	7	7	14
	Reckless Driving	1	2	2	0	0	5
	Squealing Tires	11	4	8	5	8	36
	Texting and Driving	0	0	0	1	2	3
	Unattended Motor Vehicle	0	0	0	1	0	1
	Wrong Way on a One Way	13	19	9	15	16	72
<b>Violations Relating to Driver's License</b>	Driving While License Suspended/Revoked	2	3	0	0	0	5
	Expired Drivers License	2	1	17	22	41	83
	Failure to Notify SOS of Change	122	26	110	106	76	440
	Graduated License	1	1	0	1	2	5
	No Drivers License on Person	165	117	95	69	72	518
	No Valid Drivers License	22	23	24	29	38	136
	Permit / Decal Violation	5	6	7	2	2	22
	Permit Unauth. Person to Drive	0	7	1	1	0	9
	Restricted Drivers Permit	1	0	0	0	0	1
	Unlawful Use of DL	0	0	0	0	0	0
<b>Violations Relating to Failure to Yield</b>		25	26	41	29	18	139
<b>Violations Relating to Lane Usage</b>		148	135	76	114	145	618
<b>Violations Relating to License Classifications/Restrictions</b>		2	0	0	1	4	7
<b>Violations Relating to Loud Exhaust</b>		63	78	64	41	128	374
<b>Violations Relating to Motorcycle Operation</b>		1	1	4	1	2	9

<b>Violations Relating to Operation of Trucks</b>		28	10	4	2	5	49
<b>Violations Relating to Parking</b>		3	0	3		0	6
<b>Violations Relating to Passing</b>		8	4	3	2	2	19
<b>Violations Relating to Pedestrians</b>		0	1	0	0	0	1
<b>Violations Relating to Safety Belts and Child Restraint</b>	Child Restraint	0	0	3	10	31	44
	Failure to Wear Seatbelt	97	27	15	52	41	232
<b>Violations Relating to Speeding</b>		1944	1895	1821	1255	1122	8037
<b>Violations Relating to Stopping</b>		261	371	296	424	318	1670
<b>Violations Relating to Traffic Crashes</b>	Leaving Scene of Accident	0	1	0		0	1
<b>Violations Relating to Turning</b>		23	23	11	6	20	83
<b>Violations Relating to Vehicle Equipment</b>		177	216	108	105	105	711
<b>Violations Relating to Insurance</b>	Suspended Mandatory Ins. Viol	0	1	0	2	1	4
	Uninsured Motor Vehicle	100	61	41	58	37	297
	Fail to carry Insurance Card	0	0	0	4	12	16
<b>Violations Relating to Vehicle Lighting</b>		521	580	374	324	532	2331
<b>Violations Relating to Vehicle Registration</b>	Display Registration Plate/Decal	1	0	0	0	0	1
	Expired Registration	155	128	134	198	181	796
	Failure to Transfer Registration	1	1	0	0	0	2
	Fictitious Plates	1	0	0	0	0	1
	Improper Display of Plates	92	134	47	0	87	360
	Improper Use/Display of Reg	4	42	49	100	2	197
	No Plate	21	56	26	4	11	118
	No Valid Registration	120	108	86	30	44	388
	Suspended / Revoked Reg	0	1	0	0	0	1
<b>Violations Relating to Vehicle Signaling</b>		116	200	77	86	143	622
<b>Violations Relating to Vehicle Titles</b>		1	0	0	0	0	1
<b>Violations Relating to Loud Music/Noise</b>		2	3	3	7	9	24
	<b>TOTALS</b>	4,286	4,335	3,569	3,137	3,325	18,652
	<b>Percentage of Increase/Decrease</b>		1%	-18%	-12%	6%	

*Traffic Accidents*

2010

## Reported Accidents 2006 - 2010

	2006	2007	2008	2009	2010	TOTAL
Hit and Run	277	265	116	91	88	837
Bicycle	17	15	10	15	6	63
Pedestrian	19	28	8	7	19	81
Total Accidents	1082	1094	1169	1103	1108	5556
Percent Increase/Decrease		1%	7%	-6%	0%	
Injuries	234	117	157	165	129	802
Arrests	556	451	596	513	529	2645
Fatal	0	0	2	0	0	2

## Top Locations of Accidents 2010

Broadway/8th	21				
Court/Parkway	15				
Court/Veterans	11				
Broadway/14th	11				
Court/Valle Vista	10				
Court/14th	9				
14th/Park Ave	9				
Ann Eliza/5th	9				
Broadway/Parkway	8				
5th/Margaret	8				
Parkway/Willow	6				

**Total Number of Accidents for 2010 = 1108**

Parking Enforcement

2010

PARKING STATISTICS FOR 2006 - 2010						
PARKING VIOLATIONS	2006	2007	2008	2009	2010	TOTAL
No Parking Light - 142	5019	690	0	0	0	5,709
Improper Parking - 111	342	136	200	502	495	1,675
No Parking Zone - 130	167	175	210	170	230	952
Time Limit Violations - 147 (9-5)	2977	3219	2904	2496	2250	13,846
Restricted Parking - 148 (8:30 - 6)	105	79	11	17	53	265
Bus Zone - 140	0	1	5	3	1	10
Meter Violation - 104	105	104	31	32	7	279
Abandoned Vehicle - 101	31	9	14	20	24	98
Fire Lane - 139	37	11	13	2	13	76
Handicapped Parking - 107	124	85	44	56	44	353
Jury (Void)	527	670	654	496	387	2,734
Fire Hydrant - 105	4	9	11	11	33	68
No Trailers on Street	*0	*0	7	7	7	14
Parking on Snow Route	*0	15	115	22	36	188
<b>TOTAL</b>	<b>9,438</b>	<b>5,203</b>	<b>4,219</b>	<b>3,834</b>	<b>3,580</b>	<b>26,274</b>
2006 - 2010 INCOME						
	2006	2007	2008	2009	2010	Total
Parking Meter Collection	\$636.11	\$1,126.52	\$796.41	\$598.29	\$236.86	\$3,394.19
Parking Tickets Paid	\$105,080.01	\$55,710.10	\$40,990.90	\$35,777.50	\$41,315.00	\$278,873.51
Parking Stalls Collected	\$10,322.28	\$11,060.00	\$8,130.00	\$7,735.00	\$6,315.00	\$43,562.28
Jury Payment	\$4,216.00	\$5,360.00	\$4,544.00	\$3,904.00	\$3,096.00	\$21,120.00
MCSI	\$8,662.51	\$6,269.58	\$5,777.24	\$2,954.75	\$3,874.82	\$27,538.90
<b>TOTAL</b>	<b>\$128,916.91</b>	<b>\$79,526.20</b>	<b>\$60,238.55</b>	<b>\$50,969.54</b>	<b>\$54,837.68</b>	<b>\$374,488.88</b>



*Income*

2010

TOTAL INCOME						
2006 - 2010						
	2006	2007	2008	2009	2010	TOTAL
Circuit Court	\$241,548.47	\$290,262.54	\$306,265.82	\$333,757.36	\$312,115.84	\$1,242,401.56
Copy Money	\$5,613.00	\$6,441.00	\$4,434.80	\$5,952.75	\$4,286.90	\$21,115.45
DUI Surcharge	\$9,705.20	\$17,988.60	\$21,898.00	\$31,230.80	\$12,548.70	\$83,666.10
False Alarm Fee	\$400.00	\$6,130.00	\$3,075.00	\$2,943.00	\$2,250.00	\$14,398.00
Fingerprint Fees	\$244.00	\$1,476.00	\$1,585.00	\$3,443.00	\$2,394.00	\$8,898.00
Iron Eagle Revenue	\$13,219.53	\$3,821.62	\$8,569.50	\$7,256.33	\$3,540.12	\$23,187.57
Liquor Fines	\$2,192.50	\$5,071.25	\$425.00	\$8,366.25	\$1,375.00	\$15,237.50
Parking Meter Collection	\$636.11	\$1,126.52	\$796.41	\$598.29	\$236.86	\$2,758.08
Parking Stalls	\$9,454.00	\$11,060.00	\$8,130.00	\$7,735.00	\$6,315.00	\$33,240.00
Parking Tickets	\$105,080.01	\$55,710.10	\$40,990.90	\$35,777.50	\$41,315.00	\$173,793.50
Police Contracted OT	\$42,832.61	\$98,350.21	\$105,626.45	\$96,908.42	\$68,341.48	\$369,226.56
Sex Offender Registration	\$865.00	\$515.00	\$430.00	\$230.00	\$570.00	\$1,745.00
Impound/Towing Fees	\$900.00	\$100.00	\$124,420.00	\$175,000.00	\$232,000.00	\$531,520.00
City Ordinance Fines	\$0.00	\$0.00	\$13,850.00	\$47,865.00	\$59,325.00	\$121,040.00
TOTAL	\$432,690.43	\$498,052.84	\$626,646.88	\$757,063.70	\$746,613.90	\$2,628,377.32

*K-9 Unit*

2010

## K-9 Year End Totals For 2010

Narcotics Searches	119
Finds	7
Arrests	7
Officer Safety	11
Building Searches	3
Tracks	3
Demos	3
Area Searches	2
Total Uses for 2010	155

Pictured is our our K-9 team Kazan and Officer Justin Rabe.

K-9 Aslan retired effective July 4, 2010.

K-9 Officers  
Ptm. Jeff Stolz  
Ptm. Justin Rabe



*Crime Prevention*

*2010*

# 2010 Crime Prevention Office

**Crime Prevention:** The Pekin Police Department is actively involved with a Crime Prevention program, in which our initiative is to assist the community in the reduction of crime occurring against our citizens. The Pekin Police Department appoints a sworn police officer to assist the city in our efforts of crime prevention.

Knowledge is power, and by learning simple crime prevention techniques and employing them can dramatically decrease the chances of being a victim of crime. An active community is the best partner the Pekin Police Department can have when it comes to fighting crime. By teaching and promoting crime prevention techniques, our objective is to show that criminal activities will not be tolerated in our neighborhoods.

**National Night Out Against Crime:** The 2010 National Night Out Against Crime was attended by over 700 people. There were approximately 20 local service agencies in attendance. The event was held at the Avantis Dome.

The activities for the evening included multiple inflatable rides, emergency vehicle displays, TCSD motorcycle unit, bike giveaway, free food and drinks, DJ service, and prize giveaways.

**Shop With a Hero:** The Shop With a Hero event had \$2,300 donated to allow 31 children to be able to participate.

**Crime Stoppers:** Pekin Police Department is part of the Greater Peoria Area Crime Stoppers Program. Callers remain anonymous and can give information to either the Peoria or Pekin number. Felony crime re-enactments are put on radio and television and people are given cash rewards if information they provide leads to an arrest or indictment. Crime of the Week highlights a major or felony crime.

* Tips received (numbers issued)	85
* Web Tips	17
* Text Message Tips	1
* Phone Tips	65
* Total Cases Solved	7
* Number of Arrests	9
* Rewards Paid	\$1,100.00
* Property Recovered	\$5,500.00



**Coalition for Equality:** The Pekin Police Department is active in the YWCA's Local Coalition for Equality Program. This program is designed to encourage and promote diversity and inclusiveness for Pekin residents. Citizen participation in this program helps direct the committee's activities. The most prevalent program is the Coalition's Annual Martin Luther King, Jr. Prayer Breakfast.

*Training*

2010

# Annual Training Summary

Pekin Police Department logged approximately 2300 hours of training, both internally and externally, in more than ten substantive areas during 2010. Some of the highlights include:

- Five command officers completed and internal affairs investigations course
- One officer was trained and certified as a cellular phone forensic examiner
- Eight officers attended training on combating gangs in our community
- One officer was certified as a crime scene investigator
- Five officers attended a variety of interview and interrogation
- Two officers attended a variety of death investigations courses
- Seven officers attended a variety of DUI enforcement courses
- Both departmental K-9 officer and K9 supervisor attended K9 legal update and tactical training
- Three officers attended a variety of crimes against children training and one was certified as a forensic interviewer of children
- Three command officers attended a variety of leadership training

The Pekin Police Department has continued to work diligently at meeting its training goals for 2010. The Department was able to certify a crime scene investigator and continue technological training with computers and cellular devices. Our goals of 2011 include:

- Continue advanced training in computer and cellular forensics to better able our officers to investigate these types of crime
- Training and certification of additional juvenile officers
- Send additional command staff through The School of Police Staff and Command



Explorers

2010

## Pekin Police Explorer Post #400

As an Explorer, young adults have the opportunity to assist the Pekin Police Department. Explorers can broaden their understanding and first-hand knowledge of the challenges and job skills that make up their community's police service. In addition to gaining a working knowledge of police work, the participants have the opportunity to give of themselves to their community. Although Post 400 is law enforcement oriented, Explorers are volunteers and do not serve as police employees, sworn or civilian.

Explorer Meeting Hours for 2010 is 534 Hours. Explorers were versed in fingerprinting, domestic violence calls, traffic stops, traffic accidents, reporting writing, ticket writing, and other tasks associated with law enforcement. A great deal of time was spent on teamwork and verbal communication at these meetings.

Details: Ambuc Auction, PCHS Graduation Detail, Range Training, Shooting competition, Boy Scout Camporee, Funeral Detail, Marigold Festival, Halloween Patrol, and we also assisted in other details for the department as deemed appropriate.



*Citizens on Patrol*  
2010

# *Citizens on Patrol*

The Citizens on Patrol program (C.O.P.) was a great success again in 2010. The dedicated volunteers donated a total of 2146 hours.

Currently the C.O.P. group of volunteers is made up of 8 men and women from Pekin and the surrounding areas. The group participated in the following areas in the Police Department:

Business Alarm Complaints: 939 hours donated

Clerical Assistance in Records: 475 hours donated

Patrol: 444 hours donated

- \* Patrol Activities
- \* Vacation Parking Patrols
- \* School and Building Checks
- \* Tobacco Delivery Notification
- \* Marigold Festival

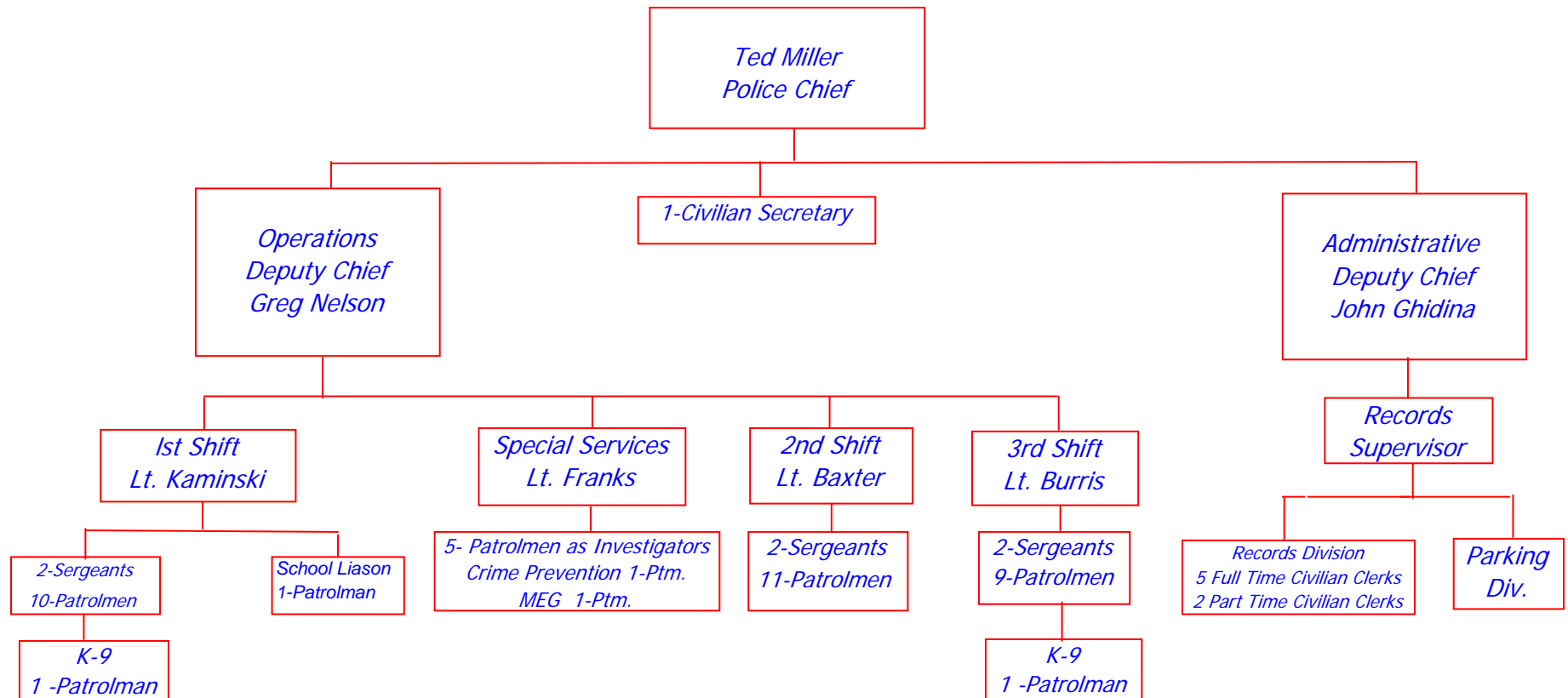
Vehicle Maintenance and Equipment Repairs: 288 hours donated

The C.O.P. group also assisted in the Night Out Against Crime Program in the fall of 2010 at the Dragons Dome. They have also helped in traffic direction and escorts for several of the parades.

These volunteers are a great asset to the Police Department as well as to the City of Pekin.



# *Pekin Police Department*



\* Organizational Chart reflects Pekin Police Department is authorized at 56 sworn officers. This Organizational Chart reflects current staffing level at 55 sworn officers.